



SSA Hepatology Working Group

Cameroon

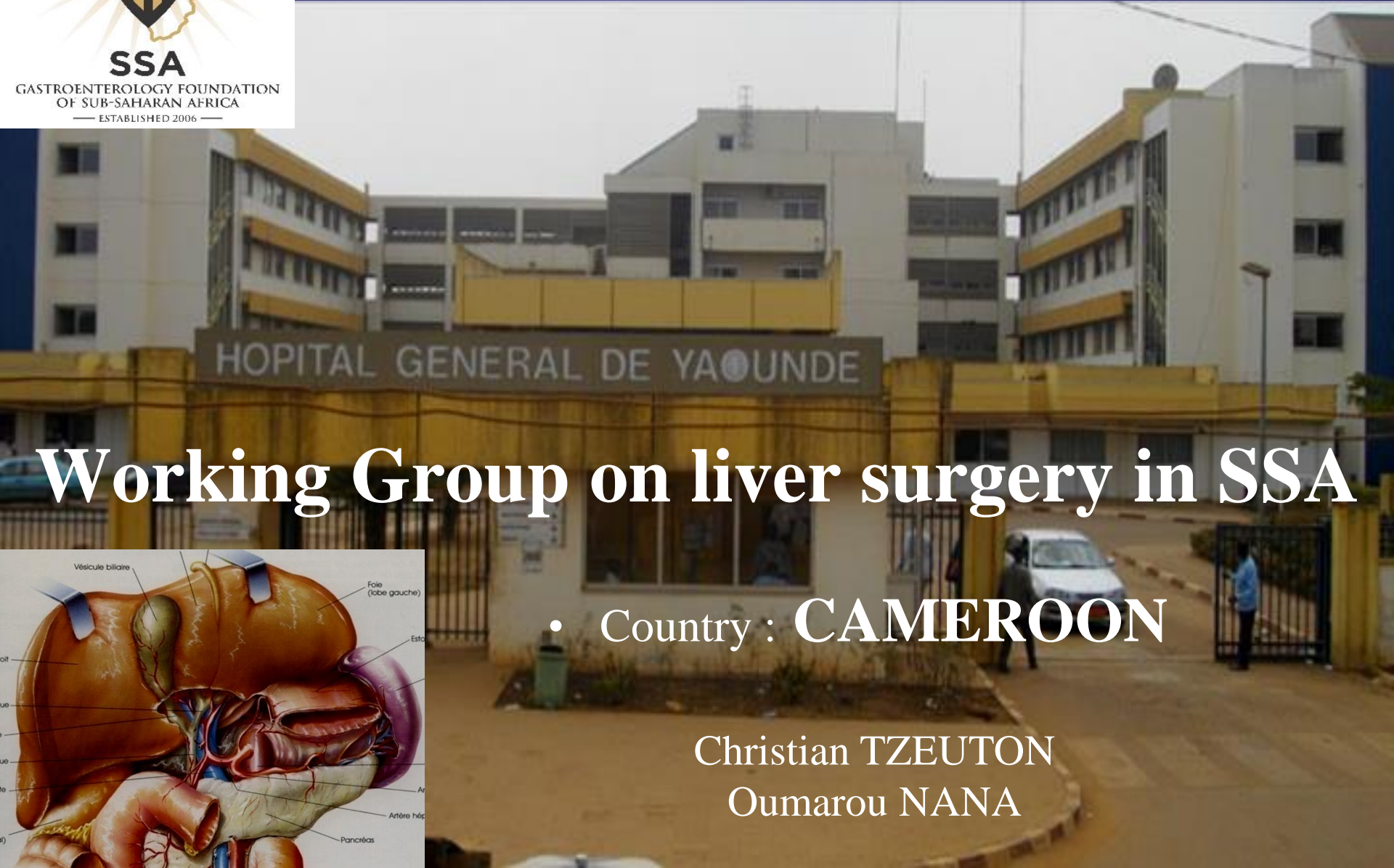
Christian Tzeuton



SSA Hepatology Working Group

Guidance for Screening and treatment of HCC in SSA

Friday 1 December 2017- Vineyard Hotel, CAPE TOWN

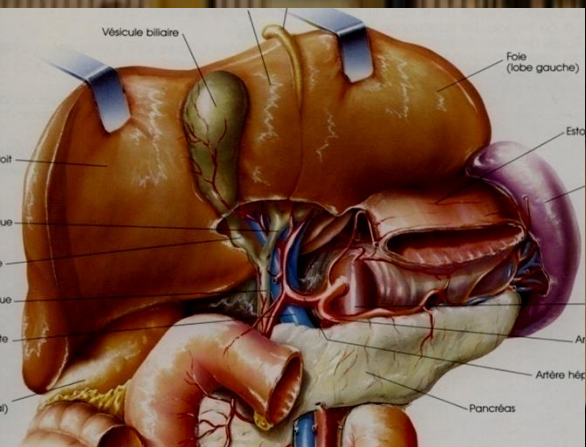


HOPITAL GENERAL DE YAOUNDE

Working Group on liver surgery in SSA

- Country : **CAMEROON**

Christian TZEUTON
Oumarou NANA



- Dr Oumarou Nana is :
 - Lecturer University of Yaounde 1
 - General , digestive and hepato biliary surgeon
 - Laproscopic surgery



Time

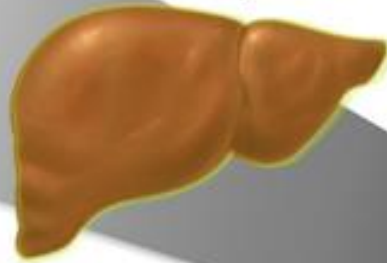
Normal Liver

20-25 years

25-30 years



Chronic Hepatitis



HCV Infection

75-85%

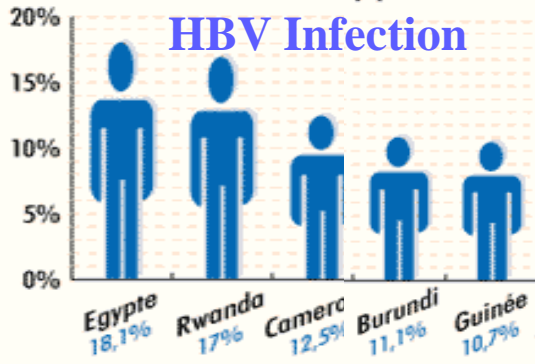
Cirrhosis



HCC
ESLD

2-7% per year

20-30%



- . Métabol Syndr
- . Drugs
- . Nutritionals
- . IBD
- . Microbiota

5%

NAFLD -NASH



Virus C

20%

CIRRHOSIS



CANCER

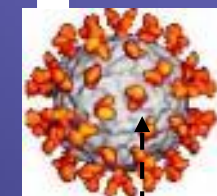


Others

<5%

**ALCOHOL
(AFLD)**

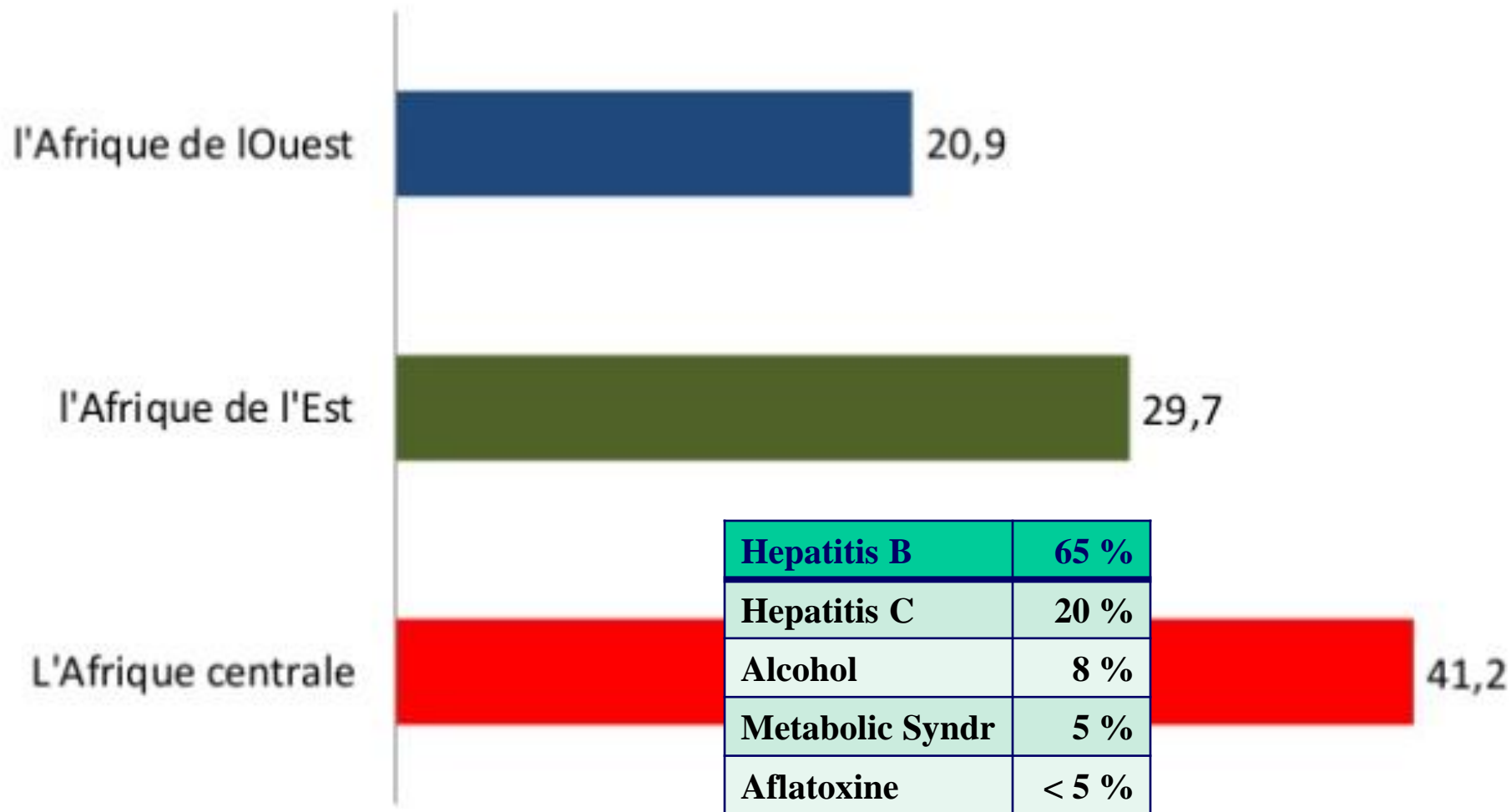
8%



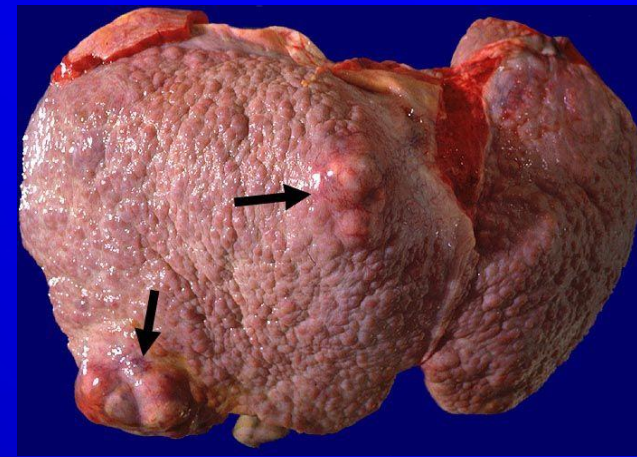
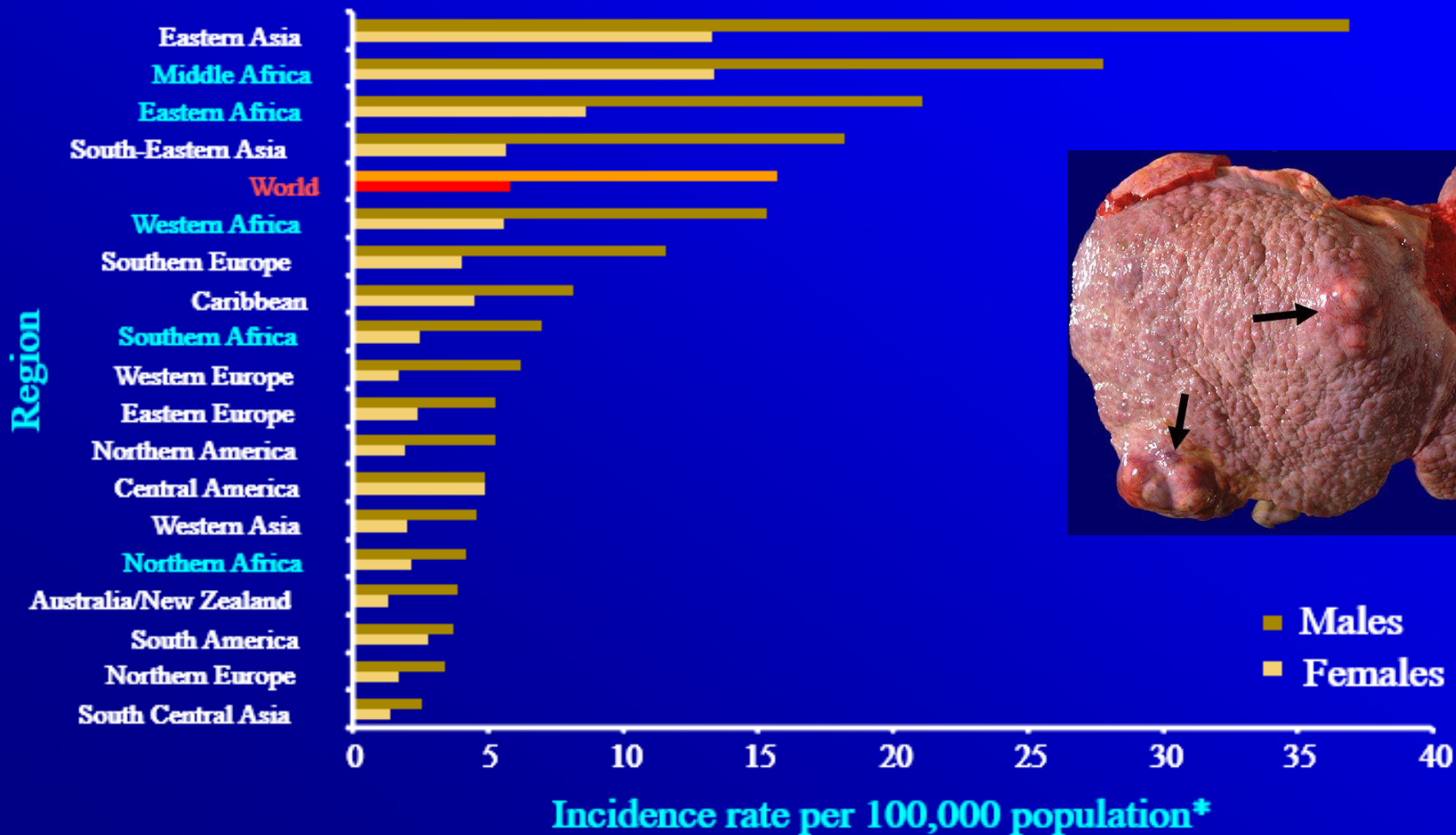
Virus B = Oncogenic

65%

L'incidence du CHC en Afrique sub-saharienne est variable en fonction des régions (par 100000 personnes/an)



Incidence du cancer du foie dans le monde: Variation régionale



*Age standardized

GLOBOCAN 2002 database. Available at <http://www-dep.iarc.fr/>

Institution



- Teaching facility :
 - Yaounde University Teaching Hospital
 - Yaounde General Hospital
 - **Essos Hospital Center**
 - Douala General Hospital
- Afiliated University : University of Yaounde 1
- Number of beds in hospital/surgical beds :

	Cameroon hospitals	Dr Oumarou
Hospital beds	??	240
Surgical beds	??	40
Size of Population served	23 millions	3 millions

- No dedicated HPB service.



Institution

- Liver surgery performed by HPB surgeons and/or general surgeons : yes
- Number of surgeons performing liver surgery : around 7
- Number of resections performed per year :
 - Only 1-3 : (other few patients treated abroad)
 - Other patients : end stages → Palliative treatments



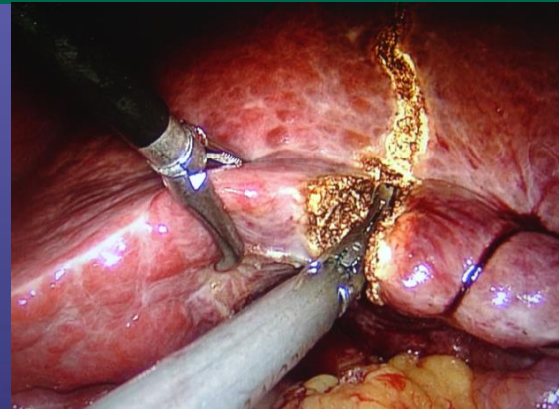
Diagnostic capabilities

	State	Private
Ultrasound	32	129
CT	12	16
MRI	10	6
PET	0	0

Treatment options available

	State	Private	Where ?
Resection	rare	No	India South Africa
Ablation	rare	No	France Tunisia Morrocco
TACE/TAE	No	No	

No trans arterial chemoembolisation



Affiliations

- We have affiliations with other institutions or training facilities outside your country :
 - French University Teaching Schools
 - Belgian University Teaching Schools
 - OESO in Switzerland
- Cooperation : Foreign teams in Douala and Yaoundé for 2 to 3 weeks

National

- Number of institutions offering liver surgery : 12
- Rough estimate of number of surgeons performing liver surgery/intervention : 26

Specific problems

- Shortage of surgeons : very few very trained HPB surgeons
- Theatre facilities
- Equipment : not enough good anesthesists
- ICU facilities : not enough equipments,
- Many patients seen too late :
 - No surgical solution
 - Even no chemotherapy solution,
 - palliative procedures only
 - Traditional healers +++++

AFRICAIN Context

Traditionnal healers



An anatomical illustration of the human upper abdomen, showing the liver (Foie), gallbladder (Vésicule biliaire), stomach (Estomac), and pancreas (Pancréas). The liver is shown in two lobes (lobe gauche and lobe droit). The gallbladder is located under the right lobe of the liver. The stomach is on the right side of the image, and the pancreas is at the bottom. The illustration is detailed, showing the vascular and ductal systems. Labels in French are visible: 'Vésicule biliaire' (gallbladder), 'Foie (lobe gauche)' (left lobe of liver), 'Estomac' (stomach), 'Artère hépatique' (hepatic artery), and 'Pancréas' (pancreas).

Conclusion

- Screening (risk groups, cirrhotic patients,...)
- Early diagnosis
- More good HPB surgeons
- Modern equipments and ICUs
- Continuous medical training
- Prevention : eradication HBV and HCV
(WHO →→ 2030)